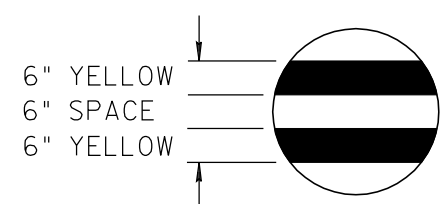
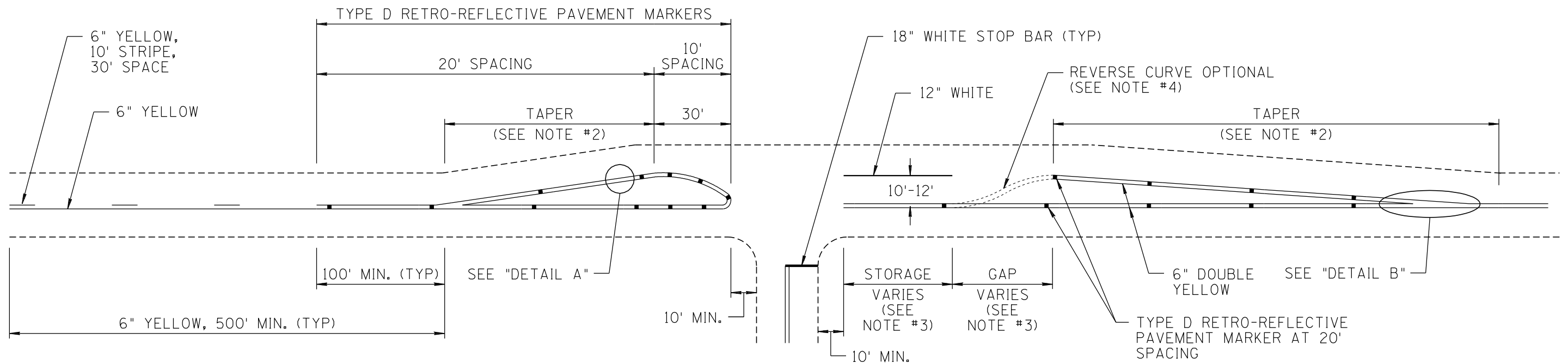
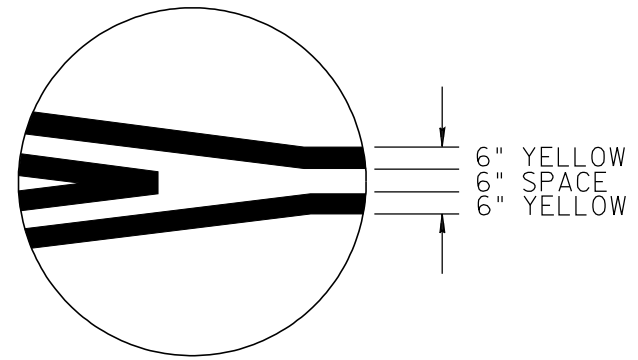


NO	DESCRIPTION OF REVISIONS	MADE BY	DATE
1	RE-ISSUE	L. LOPEZ	2/02
2			
3			
4			



DETAIL A



DETAIL B

NOTES:

1. ALL MEASUREMENTS SHALL BE TO THE CENTER OF THE LINES (STRIPE).
2. TAPER LENGTHS FOR A DESIGN OR POSTED SPEED OF 40 MPH OR LESS SHALL USE THE FORMULA $WS^2/60 = L$. TAPER LENGTHS FOR A DESIGN OR POSTED SPEED ABOVE 40 MPH SHALL USE THE FORMULA $S \times W = L$. L= TAPER LENGTH; S= DESIGN OR POSTED SPEED; W= DISTANCE OF LATERAL SHIFT.
3. REFER TO TRAFFIC GROUP POLICIES, GUIDELINES AND PROCEDURES FOR TURN LANE DESIGN. ALSO SEE STD. DWG. M-11.
4. TO BE INSTALLED ONLY WHEN DIRECTED BY THE ENGINEER.

SHEET 2 OF 3
NOT TO SCALE

DESIGN APPROVED 	ARIZONA DEPARTMENT OF TRANSPORTATION INTERMODAL TRANSPORTATION DIVISION STANDARD DRAWINGS	REV. 2/02
	INTERSECTION STRIPING	DRAWING NO. M-2