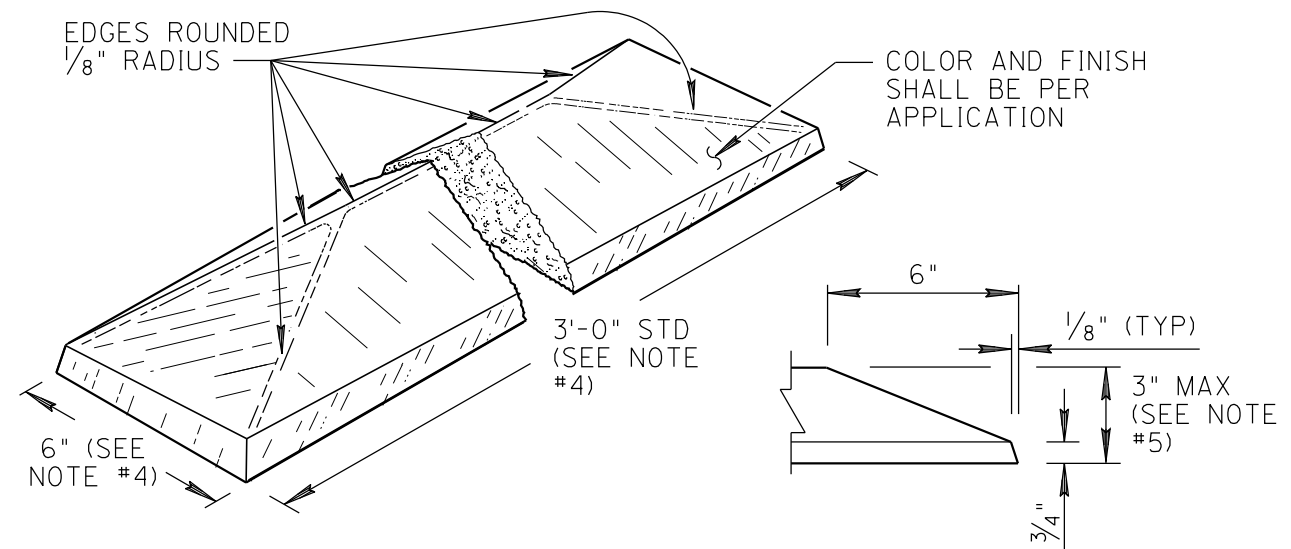
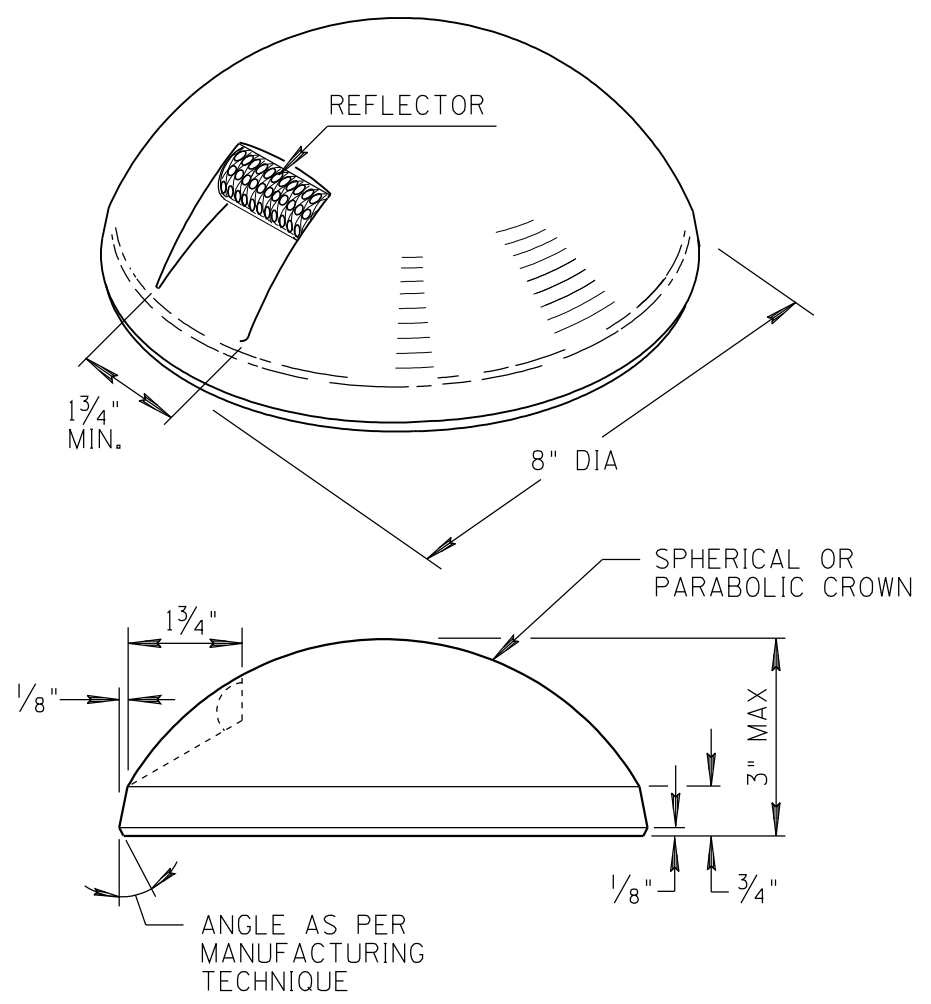


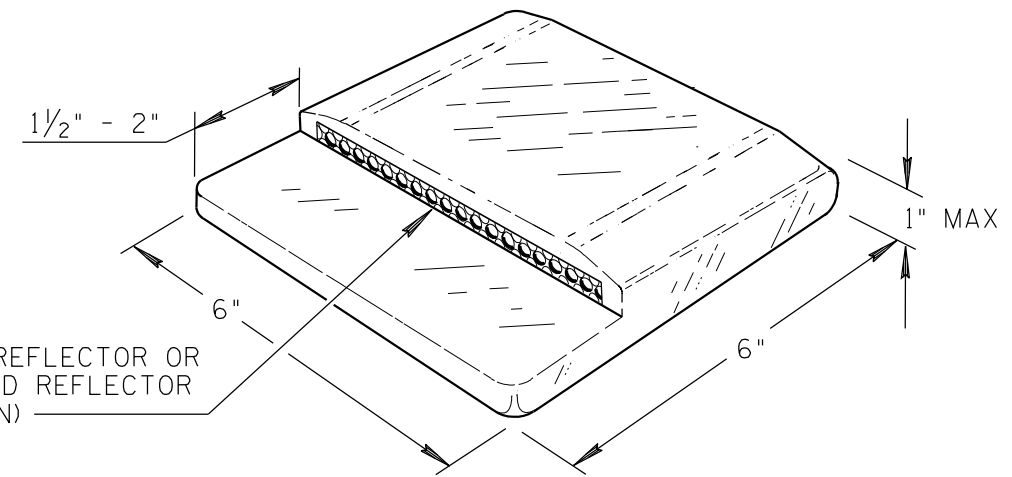
NO	DESCRIPTION OF REVISIONS	MADE BY	DATE
1	RE-ISSUE; MOVED FROM ANOTHER DRAWING	L. LOPEZ	6/08
2			
3			
4			



TYPE P TRAFFIC BAR



TYPES J AND JY
LARGE CHANNEL MARKER



TYPES K AND KY JIGGLE BAR
(ONE-WAY)
TYPES L AND LY JIGGLE BAR
(TWO-WAY) (NOT PICTURED)

NOTE:
THIS MARKER IS THE SAME AS THE TYPE K AND KY EXCEPT IT SHALL HAVE A REFLECTOR ON BOTH SIDES OF THE MARKER PER THE REQUIRED CONFIGURATIONS OF THE TYPE K AND KY MARKER.

- NOTES:
1. SEE THE SPECIFICATIONS FOR ADDITIONAL REQUIREMENTS.
 2. ALL DIMENSIONS ARE NOMINAL, EXCEPT AS OTHERWISE NOTED.
 3. THE ACTUAL SHAPES OF REFLECTIVE MARKERS AND JIGGLE BARS CAN VARY FROM WHAT IS SHOWN, IF APPROVED.
 4. LENGTHS AND WIDTHS MAY VARY. SEE PROJECT PLANS.
 5. THE MAXIMUM HEIGHT IF USED ON A ROADWAY AREA IS 3 INCHES. THE HEIGHT MAY BE LESS IF SPECIFIED.

SHEET 4 OF 10
NOT TO SCALE

DESIGN APPROVED APPROVED BY DISTRIBUTION SIGNATURE ON FILE	ARIZONA DEPARTMENT OF TRANSPORTATION INTERMODAL TRANSPORTATION DIVISION STANDARD DRAWINGS	REV. 6/08
	RETROREFLECTIVE RAISED PAVEMENT MARKER DETAILS	DRAWING NO. M-19