

---

# SAFETEA-LU



# ISTEA

## Intermodal Surface Transportation Efficiency Act

- 
- ✦ Signed into law 1991
  - ✦ Landmark legislation
  - ✦ National Intermodal Transportation System
  - ✦ Seamless linking of highway, rail, air and marine transportation



# ISTEA



- 
- ✦ Gave greater flexibility to states and local governments
  - ✦ Include public involvement in planning
  - ✦ Congestion mitigation
  - ✦ Scenic byways and recreational trails
  - ✦ Research and development
  - ✦ Transportation Enhancement Program
  - ✦ Highway safety enhancement

# TEA-21


## THE TRANSPORTATION EQUITY ACT FOR THE 21<sup>ST</sup> CENTURY

- 
- ✦ Signed into law 1998
  - ✦ Authorized transportation programs for 6 years
  - ✦ Guaranteed level of Federal funds
  - ✦ Strengthened safety programs
  - ✦ Created New programs



# TEA-21


- 
- ✦ Emphasized Intelligent Transportation Systems
  - ✦ Created Firewalls
  - ✦ Promoted Economic Growth and Development
  - ✦ Protected the Environment



# Transportation Reauthorization

---

- ✦ TEA-21 expired 9-30-03
- ✦ HR 3 passed Congress on 7-29-05
- ✦ Signed by the President 8-10-05
- ✦ Passed House as TEA-LU
- ✦ Passed Senate as SAFETEA
- ✦ Final bill SAFETEA-LU
- ✦ Safe, Accountable, Flexible, Efficient  
Transportation Equity Act: A Legacy for Users



# GENERAL FUNDING LEVELS

✱ \$286.4 Billion Guaranteed Spending 2004 – 2009

✱ \$244 Billion 2005-2009

◆ \$189.5 Billion Highways

◆ \$ 45.3 Billion Public Transportation

◆ \$ 5.6 Billion Highway/Motor Carrier Safety

◆ \$ 3.6 Billion Exempt from Obligation Limits -

- ◆ Emergency relief
- ◆ A specified amount of the Equity Bonus Program
- ◆ Certain projects funded before 1998



# ESTIMATED FUNDING FOR ARIZONA

---


## ✦ Annual Average Apportionments - Highways

- ◆ TEA-21 \$463 Million
- ◆ SAFETEA-LU \$651 Million
- ◆ 40% increase

## ✦ Annual Average Apportionments - Transit

- ◆ TEA-21 \$39 Million
- ◆ SAFETEA-LU \$70 Million
- ◆ 56% increase

✦ Increases do not account for inflation (20% - 23%)



# Equity Bonus

---

✦ MINIMUM GUARANTEE  
PERCENTAGE REPLACED WITH  
EQUITY BONUS PROGRAM

- ◆ 2005 - 90.5%
- ◆ 2006 - 90.5%
- ◆ 2007 - 91.5%
- ◆ 2008 - 92%
- ◆ 2009 - 92%



# Equity Bonus Programs

---

✦ Programs included as part of Equity Bonus:

- ◆ Interstate Maintenance
- ◆ National Highway System
- ◆ Bridge
- ◆ Surface Transportation Program
- ◆ Highway Safety Improvement
- ◆ Congestion Mitigation/Air Quality Improvement
- ◆ Metropolitan Planning
- ◆ High Priority Projects
- ◆ Recreational Trails
- ◆ Safe Routes to School
- ◆ Rail-highway Grade Crossing
- ◆ Coordinated Border Infrastructure




# REVENUE ALIGNED BUDGET AUTHORITY

---

## ✦ RABA extended with changes

- ✦ Calculation includes 2 years rather than 1
- ✦ Provides greater stability
- ✦ Prevents reductions if the cash balance in the Highway Trust Fund exceeds \$6 billion on October 1
- ✦ Positive adjustments in 2007 must be applied to increase minimum rate of return to as close as possible to 92%



# Innovative Financing



---

## ✦ State Infrastructure Bank

- ◆ Expands the program to all 50 states
- ◆ Allows 2 or more states to establish a multi-state bank



## ✦ Transportation Infrastructure Finance and Innovation Act

- ◆ Lowers to \$50M (from \$100M) the minimum cost of eligible project
- ◆ Lowers to \$15M the minimum cost for eligible ITS project



# Public Transportation

- 
- ✦ SAFETEA-LU changed all references to “mass transportation” to “public transportation”
  - ✦ Added new programs that may provide additional funding for Arizona
    - Growing States and High Density States Program
    - Small Starts Program
    - Alternative Analysis
    - New Freedom Program
    - Alternative Transportation in Parks and Public Lands



# ARIZONA'S PRIORITIES


---

## ✦ Increase funding for highways and transit

- ◆ FHWA estimates that Arizona will receive approximately 40% increase in apportionments over TEA-21
- ◆ FTA estimates indicate approximately 56% increase in apportionments over TEA-21
- ◆ Increases do not account for inflation (20% - 23%)

## ✦ Retain firewalls

- ◆ SAFETEA-LU retains the firewalls



# ARIZONA'S PRIORITIES

---

## ✦ Support environmental process improvement

- ◆ Court challenges must be filed in 180 days
- ◆ 5 states will pilot delegation of federal authority
- ◆ Planning process is consolidated requiring less frequent updates

## ✦ Improve safety program

- ◆ Establishes a new safety category with new programs:
  - Rural highway high-risk roads
  - Railroad at-grade crossings devices
  - Fatality and injury reduction on public roads
- ◆ Eliminates the 10% set aside in TEA-21

# ARIZONA'S PRIORITIES

---

## ✦ Continue the borders and corridors program

- Programs are continued:

- Coordinated Border Infrastructure Program - formula funds for border states
- National Corridor Infrastructure Improvement Program- discretionary funds



---

# SAFETEA-LU

