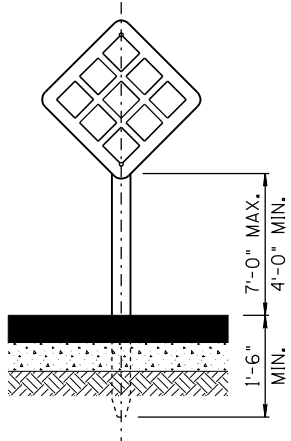
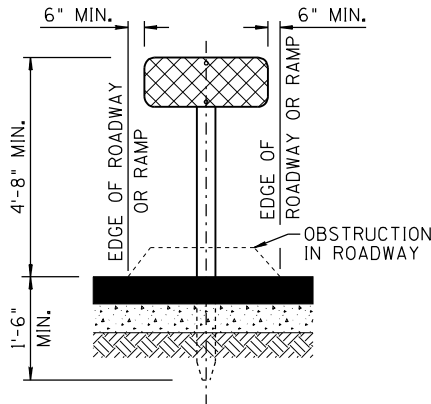


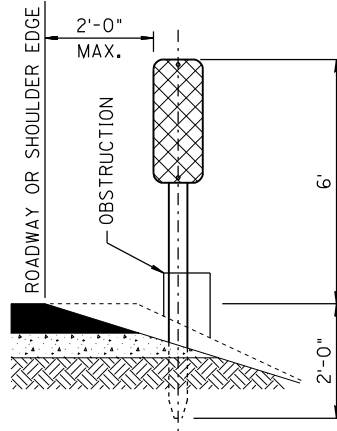
NO	DESCRIPTION OF REVISIONS	MADE BY	DATE
1	RE-ISSUE	L. LOPEZ	2/02
2	DIMENSIONS AND TEXT EDITS	L. LOPEZ	5/03
3			
4			



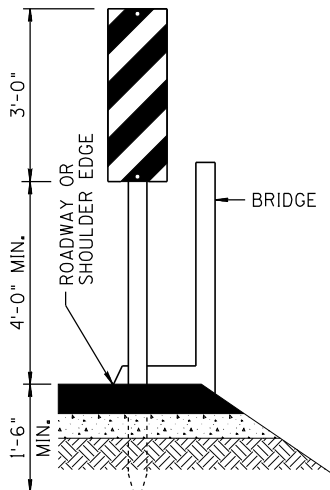
**TYPE 1
OBJECT MARKER**



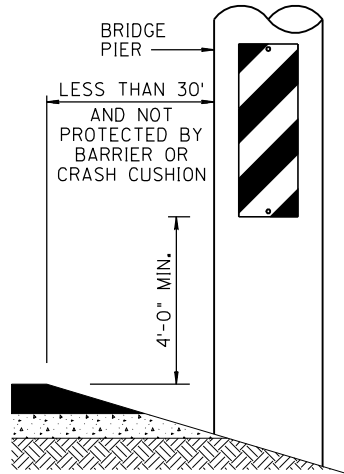
**TYPE 2
OBJECT MARKER
(HORIZONTAL)**



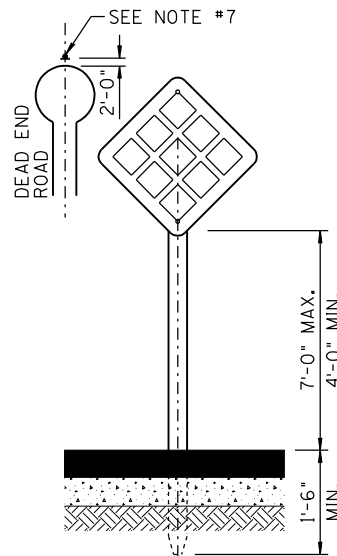
**TYPE 2
OBJECT MARKER
(VERTICAL)**



**TYPE 3(1)
OBJECT MARKER**



**TYPE 3(2)
OBJECT MARKER**



**TYPE 4
OBJECT MARKER**

NOTES:

1. THE TYPE 1 OBJECT MARKER SHALL BE USED TO MARK OBSTRUCTIONS THAT ARE LOCATED WITHIN THE ROAD, SUCH AS TRANSITIONS FROM TWO-WAY ROADWAYS TO DIVIDED ROADWAYS OR AT "T" INTERSECTIONS.
2. THE TYPE 1 OR TYPE 2 HORIZONTAL OBJECT MARKER MAY BE PLACED BELOW AN R4-7 SIGN ON A SIGN POST TO MARK CHANNELIZATION ISLANDS ON ROADWAYS WITH TWO-WAY TRAFFIC.
3. THE TYPE 2 HORIZONTAL OR VERTICAL OBJECT MARKER MAY BE USED TO MARK OBSTRUCTIONS THAT ARE LOCATED WITHIN THE ROADWAY, SUCH AS EXIT TERMINAL NOSES, CURB, AND CHANNELIZATION ISLAND.
4. THE TYPE 2 VERTICAL OBJECT MARKER SHALL BE USED TO MARK OBSTRUCTIONS THAT ARE LOCATED WITHIN 2 FEET OF PAVEMENT EDGE AND SHALL BE MOUNTED ON OR IMMEDIATELY IN FRONT OF THE OBSTRUCTION. THE INSIDE EDGE OF THE MARKER SHALL BE IN LINE WITH THE INSIDE EDGE OF THE OBSTRUCTION.
5. THE TYPE 3(1) OBJECT MARKER SHALL BE USED TO MARK THE ENDS OF OBSTRUCTIONS SUCH AS NARROW BRIDGES AND CULVERT HEADWALLS. THE MARKER SHALL BE PLACED ON EACH SIDE OF BOTH ENDS OF NARROW BRIDGES AND CULVERT HEADWALLS ON TWO-WAY ROADWAYS AND ONE-WAY ROADWAYS. THE INSIDE EDGE OF THE MARKER SHALL BE IN LINE WITH THE INSIDE EDGE OF THE OBSTRUCTION. R AND L TYPE MARKERS SHALL BE USED ON THE RIGHT AND LEFT SIDE OF THE ROADWAY RESPECTIVELY.
6. THE TYPE 3(2) OBJECT MARKER SHALL BE USED TO MARK THE APPROACH SIDES OF BRIDGE PILLARS AND ABUTMENTS THAT ARE LOCATED WITHIN 30 FEET OF THE EDGE LINE AND WHICH DO NOT HAVE BARRIER PROTECTION. R AND L TYPE MARKERS SHALL BE USED ON THE RIGHT AND LEFT SIDE OF THE ROADWAY RESPECTIVELY. TYPE 3(2) MARKER SHALL MARK OBSTRUCTIONS BETWEEN TRAFFIC LANES IN THE SAME DIRECTION.
7. TYPE 4 OBJECT MARKERS SHALL BE USED AS NECESSARY TO MARK THE ENDS OF ROADWAYS FOR WHICH THERE IS NO ALTERNATE VEHICULAR PATH.
8. ALL DIMENSIONS ARE NOMINAL, EXCEPT AS NOTED.

NOT TO SCALE

DESIGN APPROVED APPROVED FOR CONSTRUCTION SIGNATURE ON FILE	ARIZONA DEPARTMENT OF TRANSPORTATION INTERMODAL TRANSPORTATION DIVISION STANDARD DRAWINGS	REV. 5/03
	OBJECT MARKER PLACEMENT DETAILS	DRAWING NO. M-24