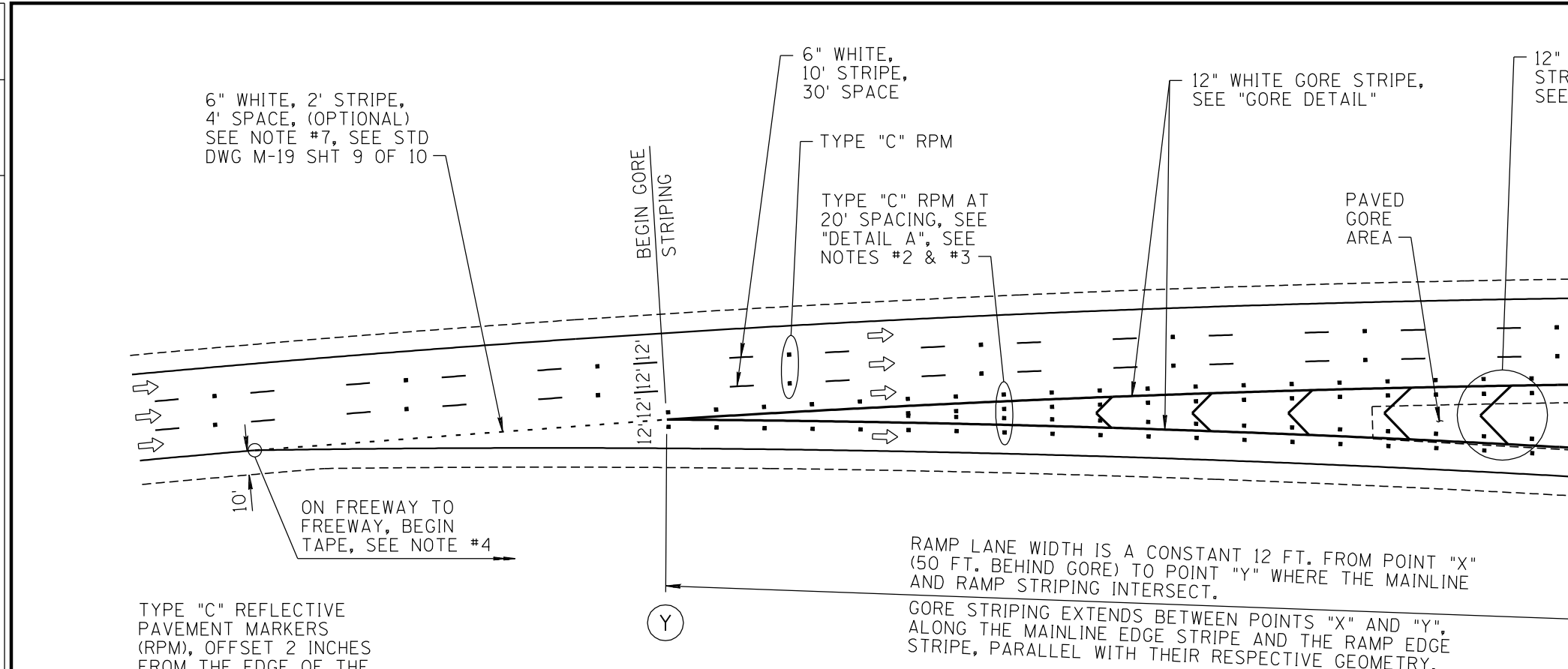
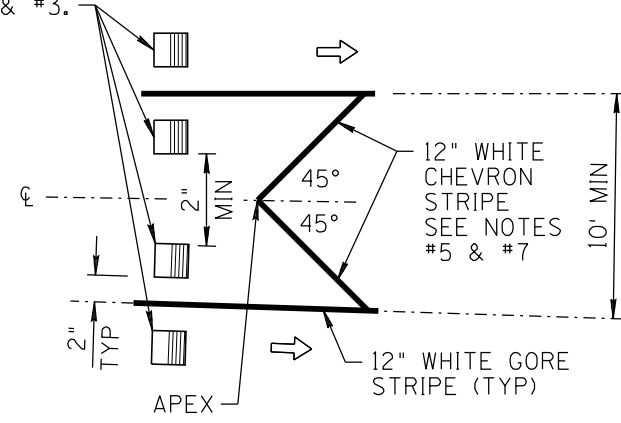


NO	DESCRIPTION OF REVISIONS	DATE	MADE BY
1	RE-ISSUE	2/02	L. LOPEZ
2	TYPE "C" RPMS @ 20 FT. SPACING ON GORE STRIPES	5/03	L. LOPEZ
3	ADDED TAPE CALLOUT AND SPECIAL PROVISIONS NOTE	2/02	L. LOPEZ
4	REVISED NOTE #4	5/03	L. LOPEZ



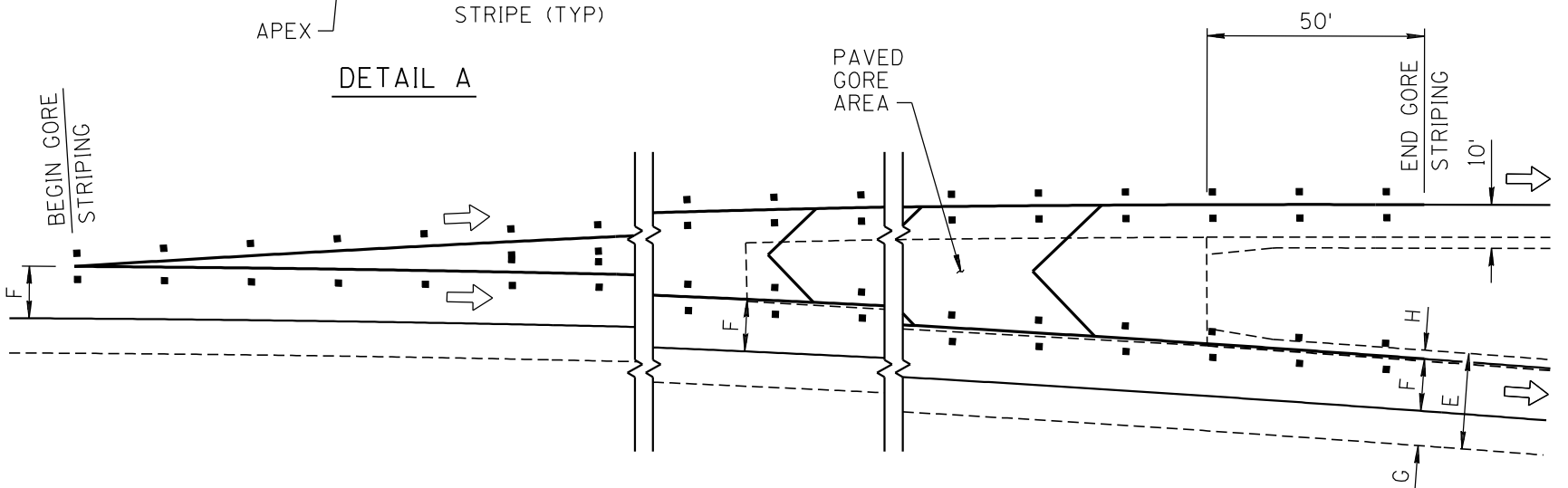
TYPE "C" REFLECTIVE PAVEMENT MARKERS (RPM), OFFSET 2 INCHES FROM THE EDGE OF THE GORE STRIPE. SEE NOTES #2 & #3.



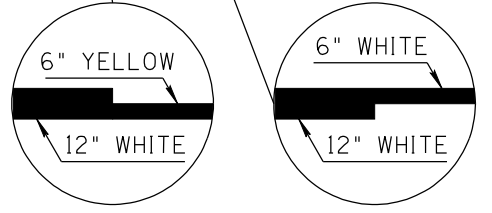
TAPERED DECELERATION LANE

RAMP WIDTH E	LANE WIDTH F	RIGHT SHOULDER G	LEFT SHOULDER H
22 FT	12 FT	8 FT	2 FT
* 28 FT	12 FT	10 FT	6 FT
* 36 FT	(2)/12 FT	8 FT	4 FT
* 40 FT	(2)/12 FT	10 FT	6 FT

* ON STRUCTURES



GORE DETAIL
SEE RAMP LANE WIDTH TABLE



NOTES:

- DIMENSIONS ARE MEASURED TO THE CENTER OF ALL STRIPING UNLESS NOTED OTHERWISE.
- RPM'S SHOULD BE INSTALLED AT ELEVATIONS BELOW 4000 FT.
- TYPE "C" REFLECTIVE PAVEMENT MARKERS ARE TO BE PLACED AT 20 FT. SPACING, AND OFFSET 2 INCHES FROM THE EDGE OF THE GORE STRIPES.
- UNLESS OTHERWISE SHOWN ON THE PROJECT PLANS, ALL FREEWAY MARKINGS STATEWIDE SHALL USE DURABLE TAPE FOR LANE LINES, EXIT GORES, HOV LANE SYMBOLS AND FREEWAY TO FREEWAY RAMP. WHEN USED ABOVE ELEVATIONS OF 4,000 FT., DURABLE TAPE SHALL BE INSTALLED IN A GROOVE PER TAPE MANUFACTURER'S RECOMMENDATIONS.
- CHEVRON STRIPES ARE TO BE PLACED AT A 40 FT. SPACING FROM THE APEX.
- CURBED EXIT RAMP NOSES SHALL BE PAINTED ONLY WHEN DIRECTED BY THE ENGINEER.
- TO BE INSTALLED ONLY WHEN DIRECTED BY THE ENGINEER.

NOT TO SCALE

DESIGN APPROVED	ARIZONA DEPARTMENT OF TRANSPORTATION INTERMODAL TRANSPORTATION DIVISION TRAFFIC SIGNING & MARKING STANDARD DRAWINGS	REVISION 1/10
SIGNATURES		DRAWING NO. M-16
APPROVED FOR DISTRIBUTION	PAVEMENT MARKING FOR FREEWAY EXIT RAMP, TAPERED DECELERATION LANE	SHEET NO. 1 OF 2
ON FILE		