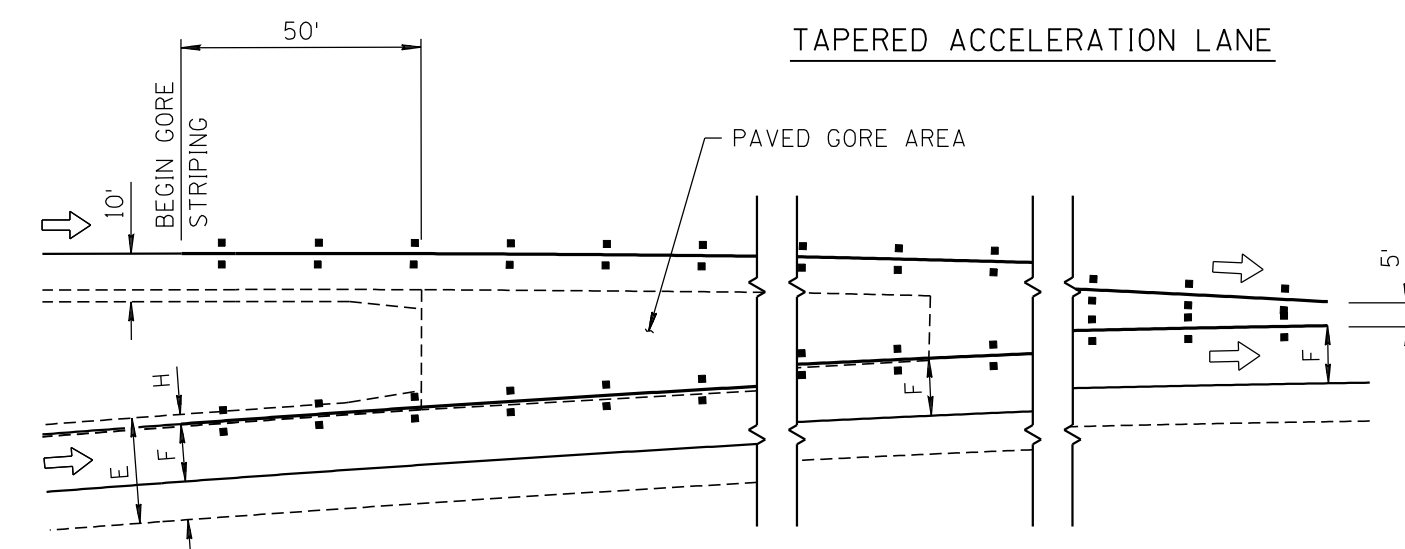
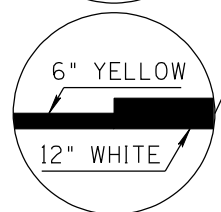
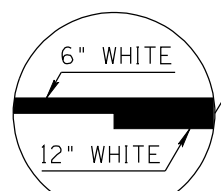
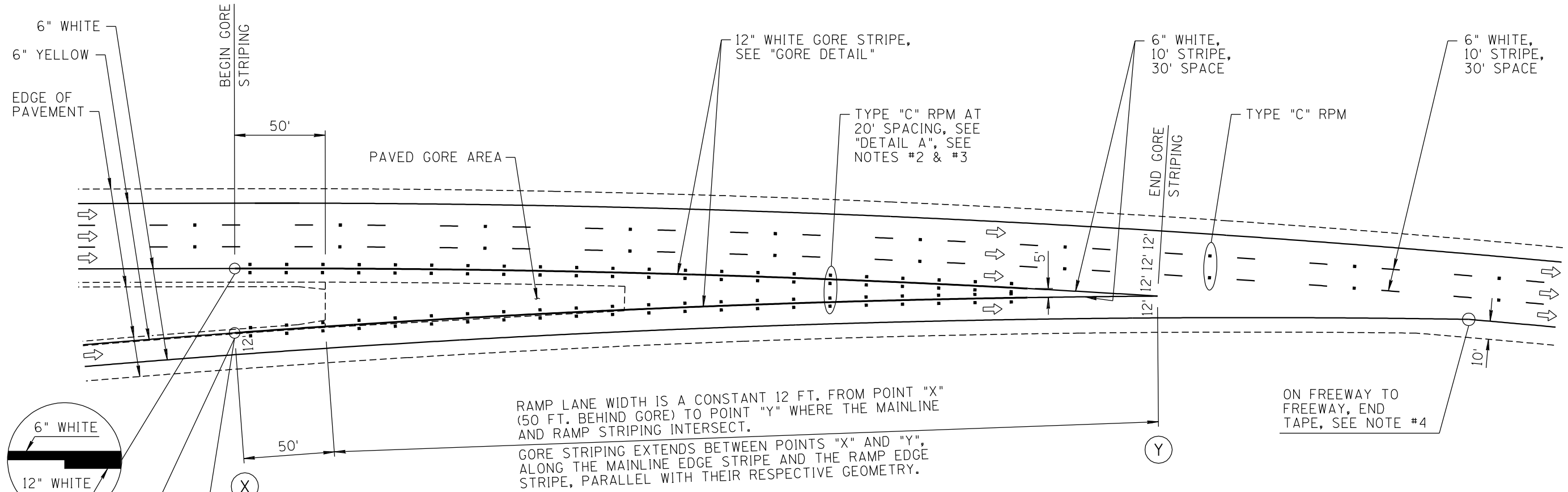
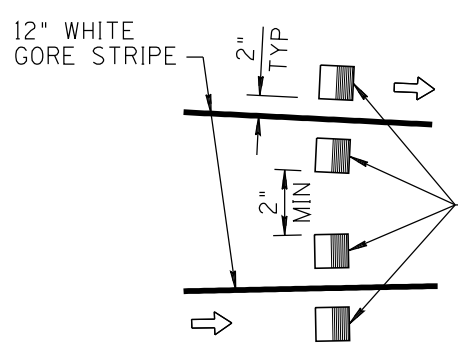


NO	DESCRIPTION OF REVISIONS	DATE	MADE BY
1	RE-ISSUE	2/02	L. LOPEZ
2	TYPE "C" RPMS @ 20 FT. SPACING ON GORE STRIPES	5/03	L. LOPEZ
3	GORE DETAIL CORRECTION & ADDED TAPE CALLOUT AND NOTE	6/03	L. LOPEZ
4	REVISED NOTE #4	1/10	L. LOPEZ



RAMP WIDTH E	LANE WIDTH F	RIGHT SHOULDER G	LEFT SHOULDER H
22 FT	12 FT	8 FT	2 FT
28 FT	12 FT	10 FT	6 FT
36 FT	(2)/12 FT	8 FT	4 FT
40 FT	(2)/12 FT	10 FT	6 FT



GORE DETAIL  
SEE RAMP LANE WIDTH TABLE

TYPE "C" REFLECTIVE PAVEMENT MARKERS (RPM), OFFSET 2 INCHES FROM THE EDGE OF THE GORE STRIPE.

DETAIL A  
SEE NOTES #2 & #3

NOTES:

- DIMENSIONS ARE MEASURED TO THE CENTER OF ALL STRIPING UNLESS NOTED OTHERWISE.
- RPMS SHOULD BE INSTALLED ON ELEVATIONS BELOW 4000 FT.
- TYPE "C" REFLECTIVE PAVEMENT MARKERS ARE TO BE PLACED AT 20 FT. SPACING, AND OFFSET 2 INCHES FROM THE EDGE OF THE GORE STRIPES.
- UNLESS OTHERWISE SHOWN ON THE PROJECT PLANS, ALL FREEWAY MARKINGS STATEWIDE SHALL USE DURABLE TAPE FOR LANE LINES, EXIT GORES, HOV LANE SYMBOLS AND FREEWAY TO FREEWAY RAMP. WHEN USED ABOVE ELEVATIONS OF 4,000 FT., DURABLE TAPE SHALL BE INSTALLED IN A GROOVE PER TAPE MANUFACTURER'S RECOMMENDATIONS.

DESIGN APPROVED	ARIZONA DEPARTMENT OF TRANSPORTATION INTERMODAL TRANSPORTATION DIVISION TRAFFIC SIGNING & MARKING STANDARD DRAWINGS	REVISION 1/10
<b>SIGNATURES</b>		DRAWING NO. M-15
APPROVED FOR DISTRIBUTION	PAVEMENT MARKINGS FOR FREEWAY ENTRANCE RAMP TAPERED ACCELERATION LANE	SHEET NO. 1 OF 3
<b>ON FILE</b>		

NOT TO SCALE