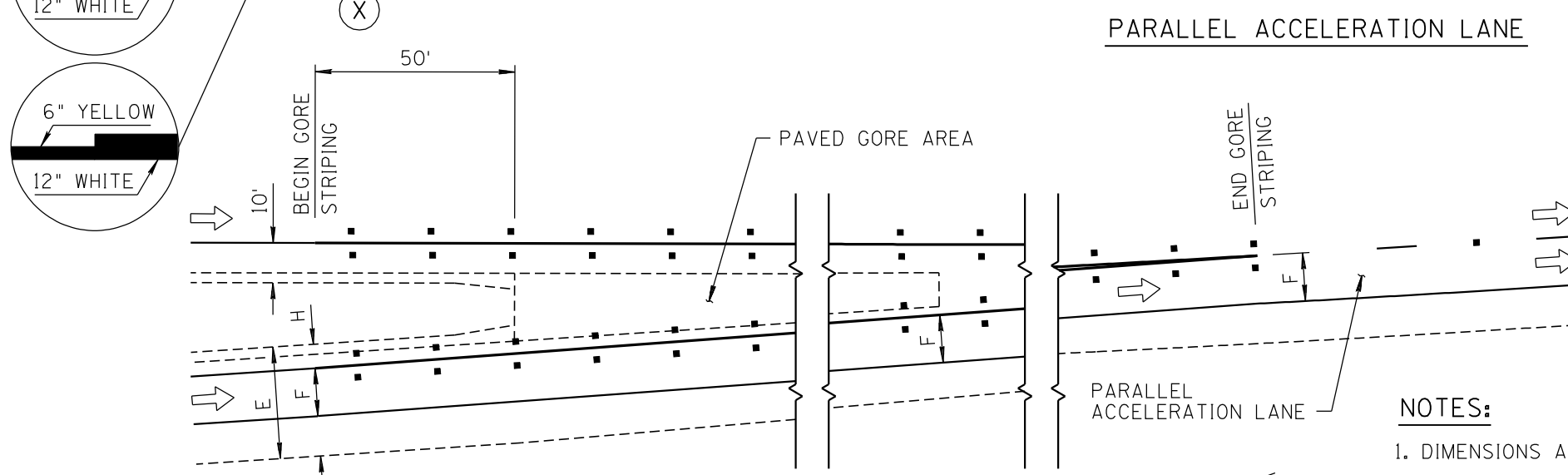
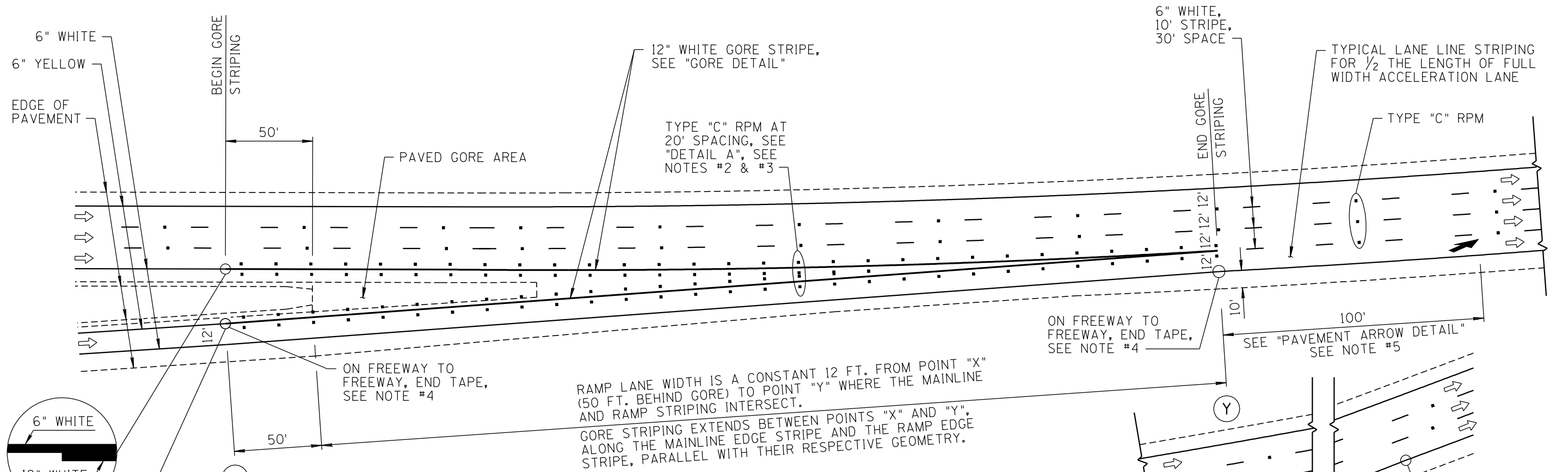
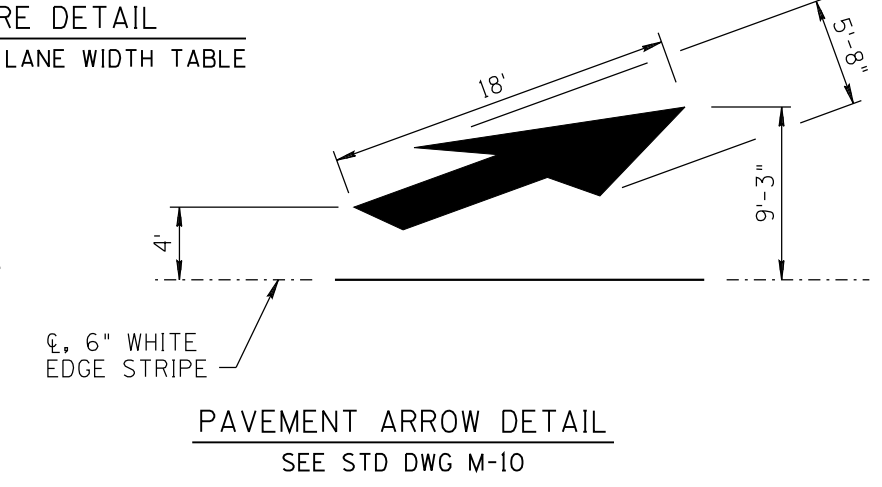
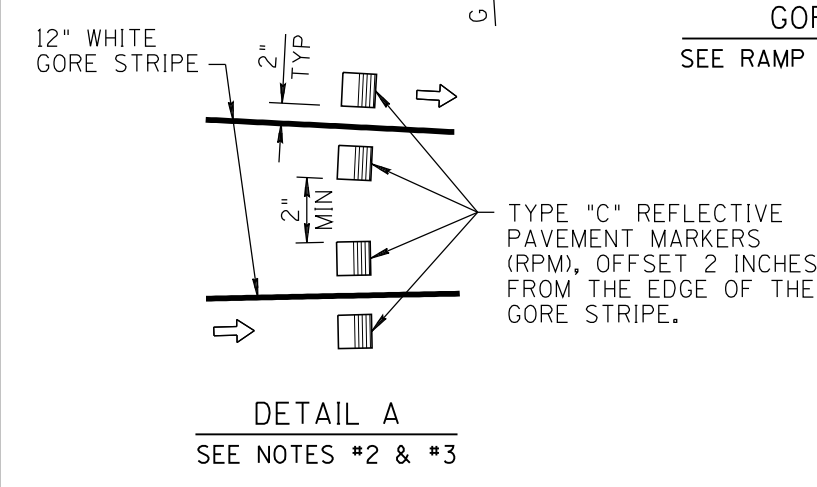


NO	DESCRIPTION OF REVISIONS	DATE	MADE BY
1	ADDED TAPE CALLOUT AND SPECIAL PROVISION NOTE	6/03	L. LOPEZ
2	ADDED NOTE #5	2/04	L. LOPEZ
3	TEXT EDIT OF "PAVEMENT ARROW DETAIL"	6/03	L. LOPEZ
4	REVISED "PAVEMENT ARROW DETAIL" AND REVISED NOTE #4	2/04	L. LOPEZ



RAMP WIDTH E	LANE WIDTH F	RIGHT SHOULDER G	LEFT SHOULDER H
22 FT	12 FT	8 FT	2 FT
28 FT	12 FT	10 FT	6 FT
36 FT	(2)/12 FT	8 FT	4 FT
40 FT	(2)/12 FT	10 FT	6 FT



- NOTES:**
- DIMENSIONS ARE MEASURED TO THE CENTER OF ALL STRIPING UNLESS NOTED OTHERWISE.
 - RPM'S SHOULD BE INSTALLED ON ELEVATIONS BELOW 4000 FT.
 - TYPE "C" REFLECTIVE PAVEMENT MARKERS ARE TO BE PLACED AT 20 FT. SPACING, AND OFFSET 2 INCHES FROM THE EDGE OF THE GORE STRIPES.
 - UNLESS OTHERWISE SHOWN ON THE PROJECT PLANS, ALL FREEWAY MARKINGS STATEWIDE SHALL USE DURABLE TAPE FOR LANE LINES, EXIT GOES, HOV LANE SYMBOLS AND FREEWAY TO FREEWAY RAMPS. WHEN USED ABOVE ELEVATIONS OF 4,000 FT., DURABLE TAPE SHALL BE INSTALLED IN A GROOVE PER TAPE MANUFACTURER'S RECOMMENDATIONS.
 - OPTIONAL SECOND ARROW CAN BE INSTALLED AT HALF THE DISTANCE BETWEEN THE FIRST ARROW AND THE LAST SKIP LINE IN THE ACCELERATION LANE, IF THAT DISTANCE IS 500 FT. OR MORE.

NOT TO SCALE

DESIGN APPROVED	ARIZONA DEPARTMENT OF TRANSPORTATION INTERMODAL TRANSPORTATION DIVISION TRAFFIC SIGNING & MARKING STANDARD DRAWINGS	REVISION 1/10
SIGNATURES		DRAWING NO. M-15
APPROVED FOR DISTRIBUTION	PAVEMENT MARKING FOR FREEWAY ENTRANCE RAMP PARALLEL ACCELERATION LANE	SHEET NO. 2 OF 3
ON FILE		