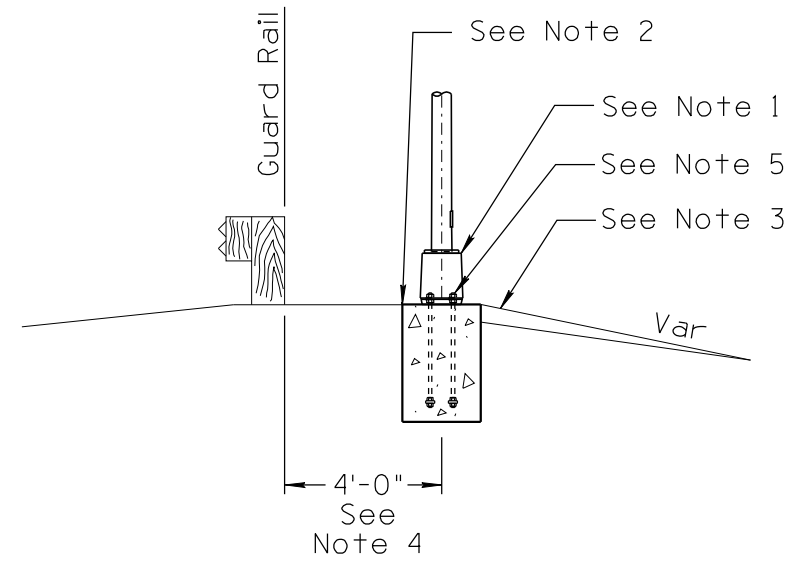
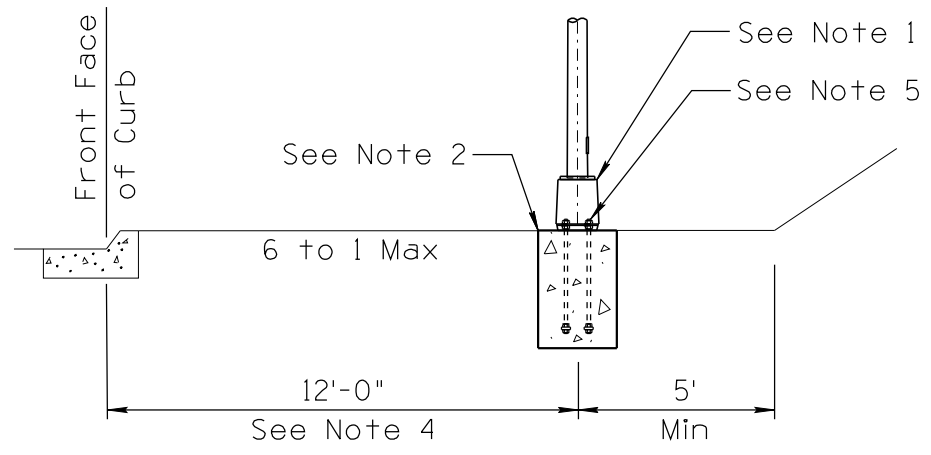
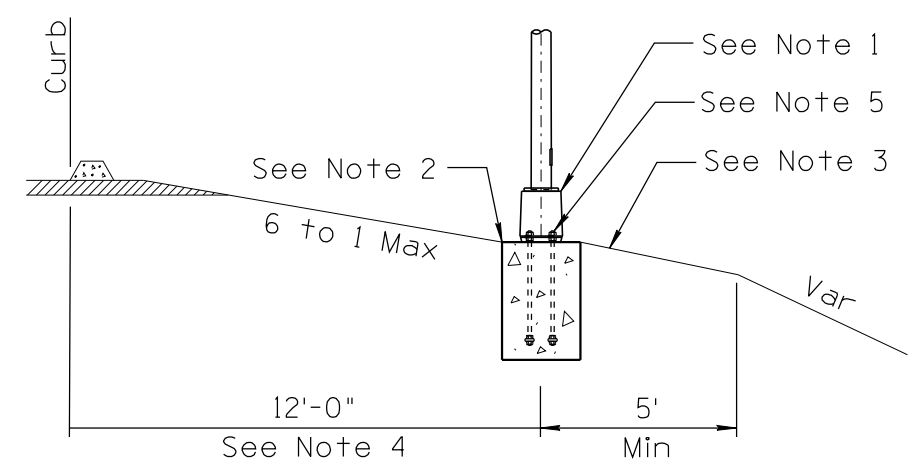
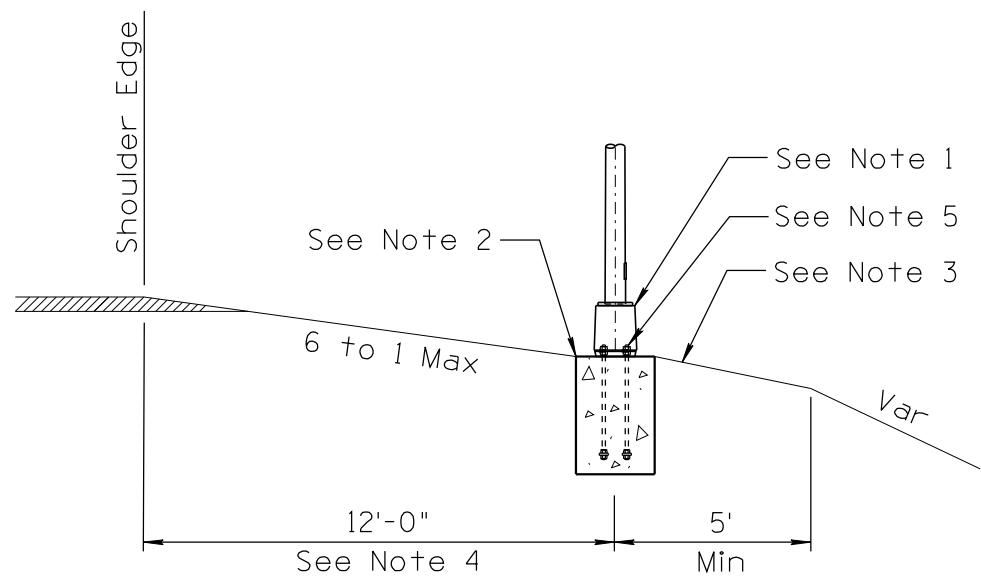


NO	1	2010 EDITION	DESCRIPTION OF REVISIONS	MADE BY	C. COLE	DATE	03/10	NO	3	4	DESCRIPTION OF REVISIONS	MADE BY	DATE
----	---	--------------	--------------------------	---------	---------	------	-------	----	---	---	--------------------------	---------	------



NOTES:

1. Break-away base if required, See T.S. 5 Series.
2. The top of Pole Foundations shall be flush with the finished grade. Pull boxes should be set to match the existing slope.
3. Fill around Pole Foundations a minimum of 10' on three sides with compacted backfill or as directed by the Engineer.
4. Pole offset shall comply with the Roadway Design Guide. See pole schedule and plans for actual offset.
5. Anchor bolt projection shall be 3 1/2" or less if the pole is used with a break-away base.
6. Maximum grade requirements apply if pole is equipped with break-away base.



NOT TO SCALE

DESIGN APPROVED	ARIZONA DEPARTMENT OF TRANSPORTATION INTERMODAL TRANSPORTATION DIVISION TRAFFIC SIGNALS AND LIGHTING STANDARD DRAWINGS	REVISION	03/10
SIGNATURE		DRAWING NO.	T.S. 4-32
APPROVED FOR DISTRIBUTION	TYPICAL HIGHWAY LIGHTING OFFSETS IN CUT AND FILL SECTIONS	SHEET NO.	1 OF 1
ON FILE			