

**APPENDIX I:
Aesthetics and
Landscape Design Concepts
Presentation**

LOOP 202
South Mountain
Freeway



Aesthetics and Landscape Preliminary Design Concepts

Sept. 27 & 28, 2016
Oct. 6, 2016



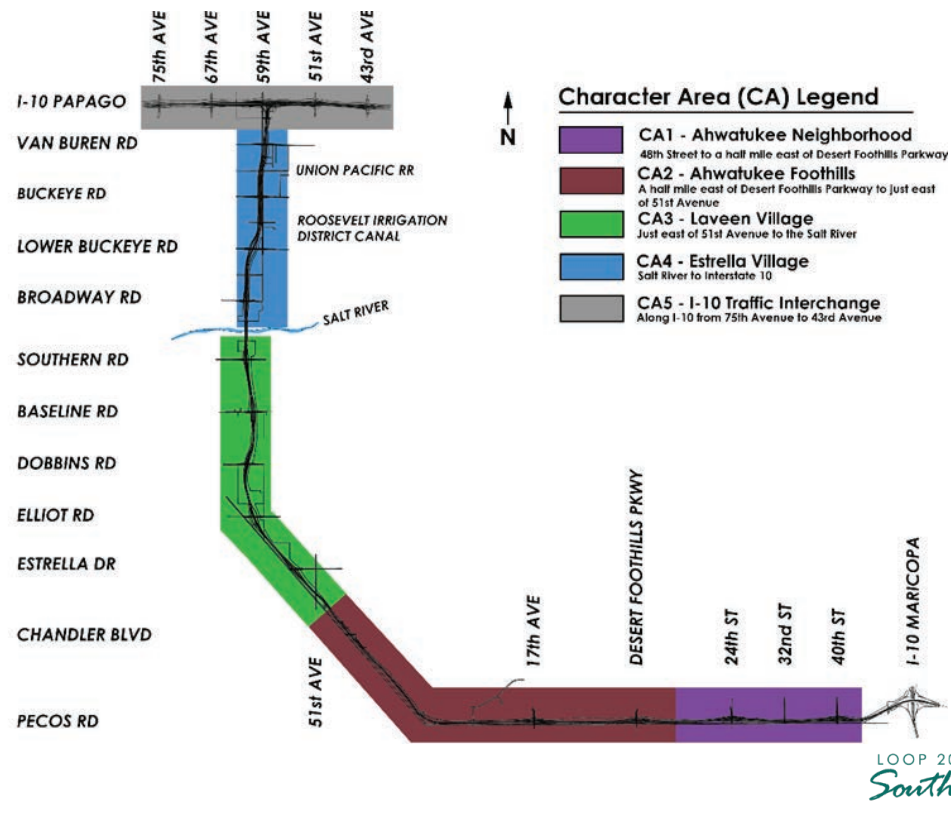
Aesthetics and Landscape Design Concepts

- Freeway aesthetics and landscape designs
 - Important part of providing quality freeways for today and for future generations
- South Mountain Freeway Aesthetics and Landscape Master Plan
 - Incorporates design concepts from ADOT's Landscape Architecture and Aesthetics Design Concept Report
 - Design concepts developed in collaboration with Frank Lloyd Wright Foundation and Cosanti Foundation



Context Sensitive Landscape Design

- Five different character areas define the plants and trees, ground treatment, irrigation, etc., for each area



Character Area 1 – Ahwatukee Neighborhood

- Landscape design to blend with existing themes of adjacent I-10 / Loop 202 (Santan Freeway) interchange and residential areas
 - Includes large cacti and groves of trees to enhance the transition between the freeway and local streets
 - Incorporates colorful desert plants and coral colored granite mulch



Character Area 2 – Ahwatukee Foothills

- Landscape design to include a combination of native salvaged plants from CA 1 and CA 2 and new plant materials



Character Area 3 – Laveen Village

- Landscape design to include green and colorful plants and brown granite mulch




Character Area 4 – Estrella Village

- Landscape design to include bold shapes, brilliant colored plants and gold colored granite mulch



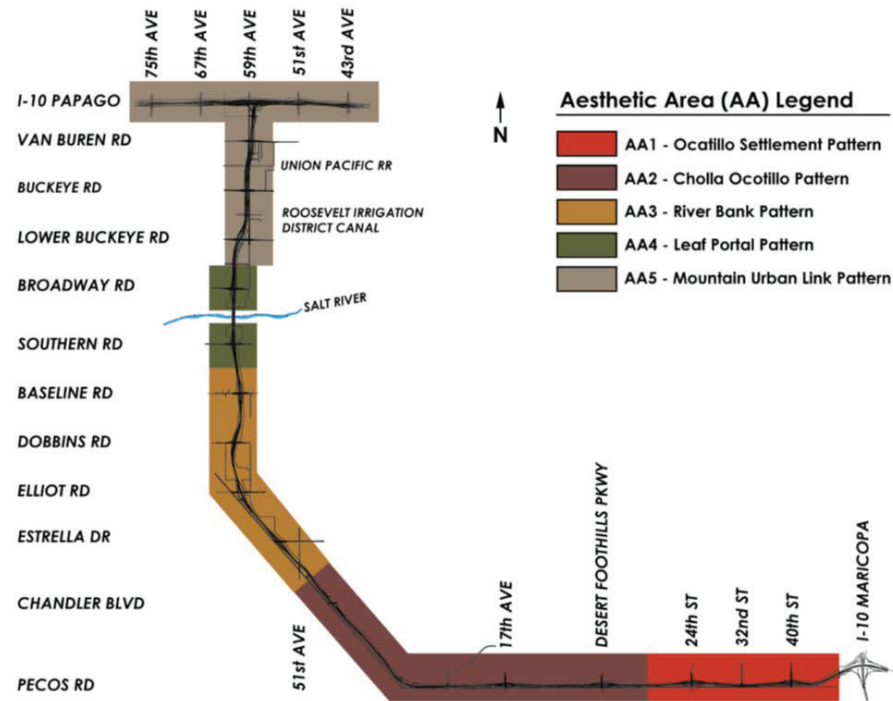
Character Area 5 – I-10 Traffic Interchange

- Landscape design to blend the new with the existing theme of I-10 and include gold colored granite mulch



Five Unique Aesthetic Areas

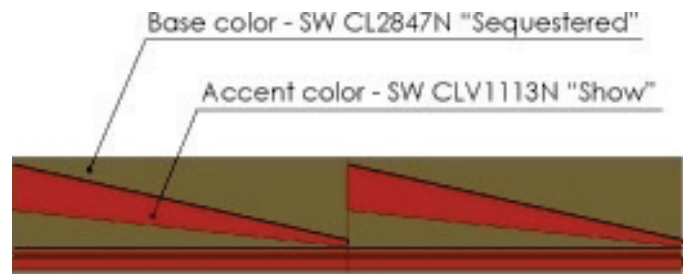
- Define the design treatments for freeway structures (e.g., sound walls bridges) and landform graphics



Aesthetic Area 1 – Ocatillo Settlement Pattern

- Late 1920s: Renowned architect Frank Lloyd Wright invited to design San Marcos in the Desert luxury resort at the base of the South Mountains
 - Used simple materials to celebrate the desert landscape and vegetation

Developer's interpretation ▶



BRIDGE BARRIER WALL PATTERN



Inspiration

Representation of Ocatillo Settlement Pattern



Aesthetic Area 2 – Cholla Ocotillo Pattern

- Design principles represent the simple shapes and forms on native Cholla and Ocotillo Cactus



BRIDGE BARRIER WALL PATTERN

▲ *Developer's interpretation*



Inspiration

Representation of Cholla Ocotillo Pattern



LOOP 202
South Mountain
Freeway

Aesthetic Area 3 – River Bank Pattern

- Context from which this pattern emerged:
 - Earth as formwork facilitated curving linear shapes and decorative elements
 - Results of water over rock through time




▲ *Developer's interpretation*



Inspiration

Representation of River Bank Pattern



Aesthetic Area 4 – Leaf Portal Pattern

- Leaf pattern represents the agricultural heritage of the Laveen area
 - Circular shapes represent portals to the future or from the past




**BRIDGE BARRIER
WALL PATTERN**

▲ *Developer's interpretation*




Inspiration

Representation of Leaf Portal Pattern

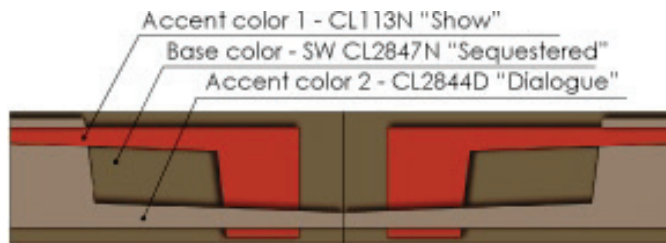


Representation of Leaf Portal Pattern



Aesthetic Area 5 – Mountain Urban Link Pattern

- Incorporates elements from other aesthetic areas into two interlocking L shapes
 - Inspired by the work of both Wright and Paulo Soleri*
 - Can suggest geometries of the freeway structures, the connection of the city to the environment, etc.



BRIDGE BARRIER WALL PATTERN

▲ *Developer's interpretation*



Inspiration

*Architect, urban designer, artist and founder of Arcosanti

Representation of Mountain Urban Link Pattern



View from I-10 Mainline Heading East

LOOP 202
South Mountain
Freeway

Representation of Mountain Urban Link Pattern



View from I-10 Mainline Heading West

Questions and Comments

- Direct your questions to a Project team member
- Share your input with the Project team:
 - Share your comments with Project representatives at the Landscape and Aesthetics station and/or
 - Submit your input on the comment form and return it to a project team member

We appreciate your input!